

Нумеричка анализа интеракције тла и конструкције услед дејства земљотреса

Борис Јеремић

Professor, University of California, Davis, CA, USA
Faculty Scientist, Lawrence Berkeley National Laboratory, Berkeley, CA, USA
Visiting Professor, Swiss Federal Institute of Technology, Zürich, CH

Српско Удружење за земљотресно инжењерство
СУЗИ

23-и Април 2020

please use google chrome to view this PDF so that animation links work

Outline

Introduction

Real-ESSI Simulator System

Earthquake Soil Structure Interaction
Seismic Motions
Plastic Energy Dissipation

Summary

Outline

Introduction

Real-ESSI Simulator System

Earthquake Soil Structure Interaction

Seismic Motions

Plastic Energy Dissipation

Summary

Motivation

- Improve modeling and simulation for infrastructure objects
- Reduction of modeling uncertainty
- Choice of analysis level of sophistication
- Goal: Predict and Inform rather than fit
- Engineer needs to know!

Hypothesis

- Interplay of the Earthquake, Soil/Rock and Structure in time domain, plays a major role in successes and failures
- Timing and spatial location of energy dissipation determines location and amount of damage
- If timing and spatial location of the energy dissipation can be controlled, directed, we could optimize soil structure system for
 - Safety
 - Economy

ESSI: Energy Input and Dissipation

Energy input, dynamic forcing

Energy dissipation outside SSI domain:

- SSI system oscillation radiation
- Reflected wave radiation

Energy dissipation/conversion inside SSI domain:

- Inelasticity of soil, contact/interface zone, structure, foundation, dissipators
- Viscous coupling, porous solid-pore fluids, solids/structures-external fluids

Numerical, algorithmic energy dissipation/production

Early Work on ESSI

- Professor Kyoji Suyehiro
- Ship engineer (Professor of Naval Arch. at U. of Tokyo),
- Witnessed Great Kantō earthquake, Tokyo, 01Sep1923
11:58(7.5), 12:01(7.3), 12.03(7.2), shaking until 12:08
- Saw earthquake surface waves travel and buildings sway
- Became founding Director of the Earthquake Engineering Research Institute at the Univ. of Tokyo,
- His published records (ASCE 1932) show four times more damage to soft wooden buildings on soft ground than same buildings on stiff soil

Prediction under Uncertainty

- Modeling Uncertainty, Simplifying assumptions

Low, medium, high sophistication modeling and simulation

Choice of sophistication level for confidence in results

- Parametric Uncertainty, $M\ddot{u}_i + C\dot{u}_i + K^{ep}u_i = F(t)$,

Uncertain mass M , viscous damping C and stiffness K^{ep}

Propagation of uncertainty in loads, $F(t)$

Results are PDFs and CDFs for σ_{ij} , ϵ_{ij} , u_i , \dot{u}_i , \ddot{u}_i

Goal: Reduction of Modeling Uncertainty

- Modeling Uncertainty: introduced with unnecessary and unrealistic modeling simplification
- Simplified (or inadequate/wrong) modeling: important features are missed (3C (6C) seismic ground motions, inelasticity, etc.)
- Modeling simplifications are justifiable if one, two or higher level sophistication model demonstrates that features being simplified out are not important
- Use of HPC for low modeling uncertainty and direct probabilistic modeling and simulations

Outline

Introduction

Real-ESSI Simulator System

Earthquake Soil Structure Interaction
Seismic Motions
Plastic Energy Dissipation

Summary

Real-ESSI Simulator System

The Real-ESSI, **Real**istic Modeling and Simulation of **E**arthquakes, **S**oils, **S**tructures and their **I**nteraction Simulator, is a software, hardware and documentation system for time domain, linear and nonlinear, elastic and inelastic, deterministic or probabilistic, 3D, modeling and simulation of Earthquakes, Soils Structures and their Interaction.

Real-ESSI is used for:

- Design, linear elastic, load combinations, dimensioning
- Assessment, nonlinear/inelastic, safety margins

<http://real-essi.us/>

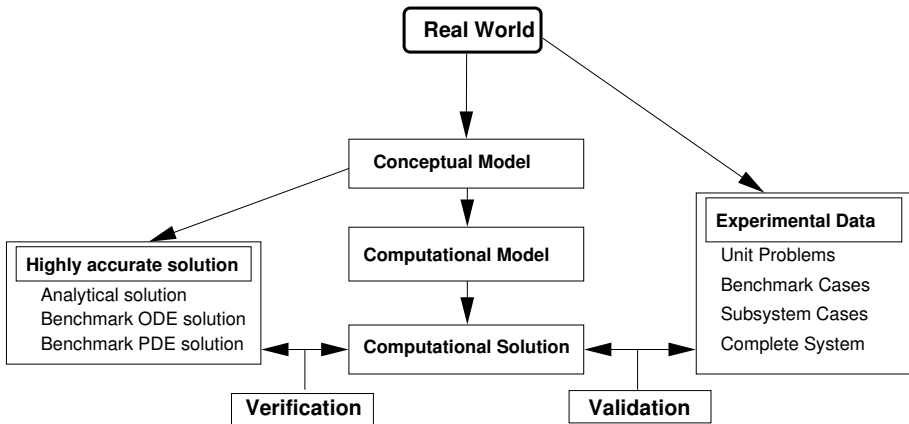
Verification and Validation

- Verification: provides evidence that the model is solved correctly. Mathematics issue.
- Validation: provides evidence that the correct model is solved. Physics issue.
- Prediction: use of computational model to foretell the state of a physical system under consideration under conditions for which the computational model has not been validated.
- How good are our numerical predictions?
- Use simulation tools to improve safety and economy?

V & V Motivation

- How much can (should) we trust model implementations (verification)?
- How much can (should)d we trust numerical simulations (validation)?
- Can simulation tools be used for improving safety and economy?
- V & V procedures are the primary means of assessing accuracy in modeling and computational simulations
- V & V procedures are the tools with which we build confidence and credibility in modeling and computational simulations

Fundamentals of Verification and Validation



Important Sources

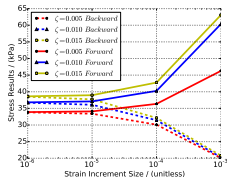
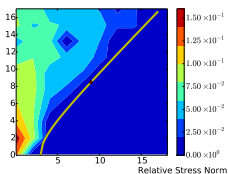
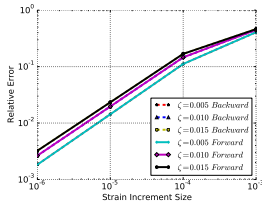
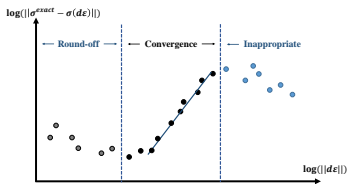
- W. L. OBERKAMPF, T. G. TRUCANO, AND C. HIRSCH. Verification, validation and predictive capability in computational engineering and physics. In Proceedings of the Foundations for Verification and Validation on the 21st Century Workshop, pages 1–74, Laurel, Maryland, October 22-23 2002. Johns Hopkins University / Applied Physics Laboratory.
- P. J. ROACHE. Verification and Validation in Computational Science and Engineering. Hermosa publishers, 1998. ISBN 0-913478-08-3.
- William L. Oberkampf and Christopher J. Roy. Verification and Validation in Scientific Computing. Cambridge University Press, 2010.

Verification

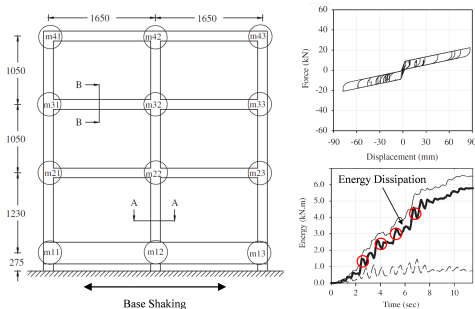
- Source code management
- Source code verification
- Constitutive integration
- Static and dynamic behavior of single phase solids
- Static and dynamic behavior of fully and partially saturated, fully coupled, porous solid-pore fluid problems
- Static and dynamic behavior of structural elements
- Static and dynamic behavior of special elements (contacts-interfaces/gap-frictional/dry-saturated, isolators/dissipators)
- Static and dynamic FEM solution advancement
- Seismic wave propagation problems
- FEM Model verification, hierarchy of models

Constitutive Integration Verification

- Asymptotic regime of convergence
- Richardson extrapolation
- Grid convergence index



Energy Dissipation Verification: Plastic Work \neq Plastic Dissipation



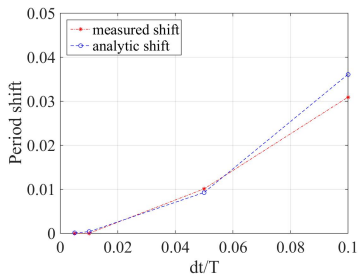
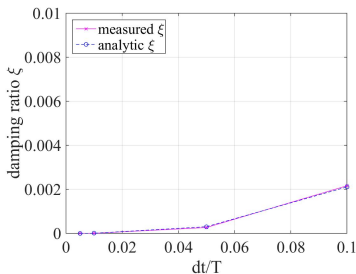
From a paper on *Soil Dynamics and Earthquake Engineering* (2011)

Direct violation of the second law of thermodynamics
600 papers since 1990 (!?!) repeat this error

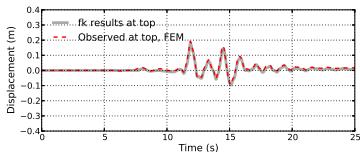
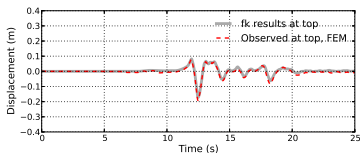
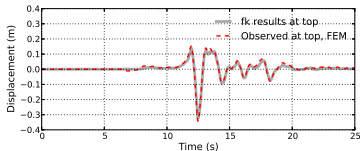
Dynamic Time Stepping Verification

Based on the amplification matrix \mathbf{A} , to calculate the analytical solution of damping ratios and period shift.

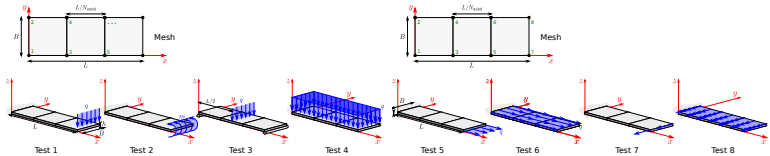
Example: Hilber-Hughes-Taylor $\alpha = -0.1$



Seismic Input Verification, DRM, EW, NS, UD

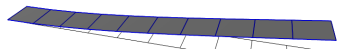


Verification: ANDES Shell

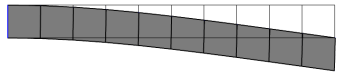


N_{subd}	u_z
2	96.2118
7	100.096
101	100.002

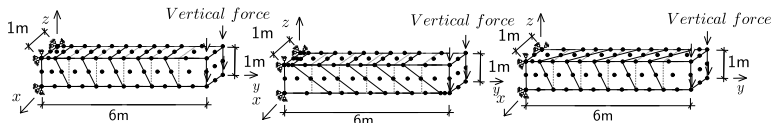
Mode 1, $T = 0.999959s$



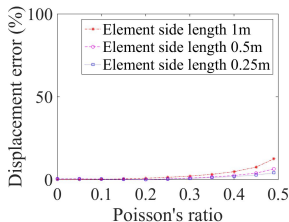
Mode 1, $T = 0.998022s$



Verification: Irregular Solids and Poisson's Ratio

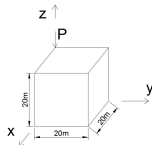
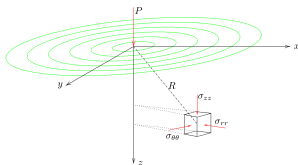


Force direction	Shape 1	Shape 2	Shape 3
Vertical (z)	0.40%	0.85%	0.60%
Transverse (y)	0.54%	3.67%	0.46%

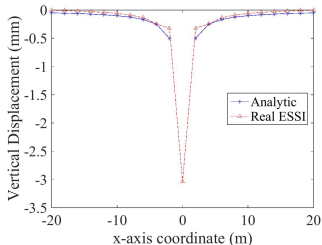


Poisson's ratio	27NodeBrick displacement	Theory displacement	Error
0.00	8.797E-04 m	8.784E-04 m	0.15%
0.05	8.801E-04 m	8.791E-04 m	0.11%
0.10	8.799E-04 m	8.799E-04 m	0.01%
0.15	8.792E-04 m	8.806E-04 m	0.16%
0.20	8.778E-04 m	8.813E-04 m	0.40%
0.25	8.758E-04 m	8.821E-04 m	0.71%
0.30	8.730E-04 m	8.828E-04 m	1.12%
0.35	8.692E-04 m	8.836E-04 m	1.63%
0.40	8.641E-04 m	8.844E-04 m	2.29%
0.45	8.567E-04 m	8.851E-04 m	3.21%
0.49	8.452E-04 m	8.857E-04 m	4.58%

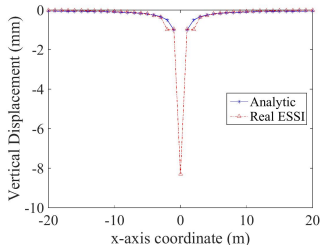
Verification using Boussinesq Solution



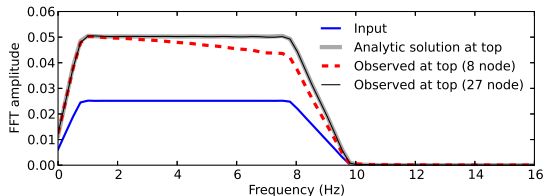
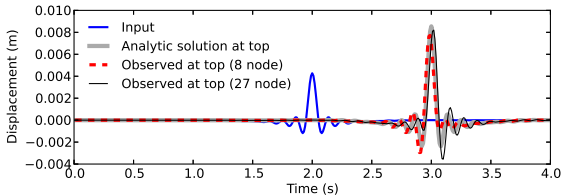
8NodeBrick



27NodeBrick

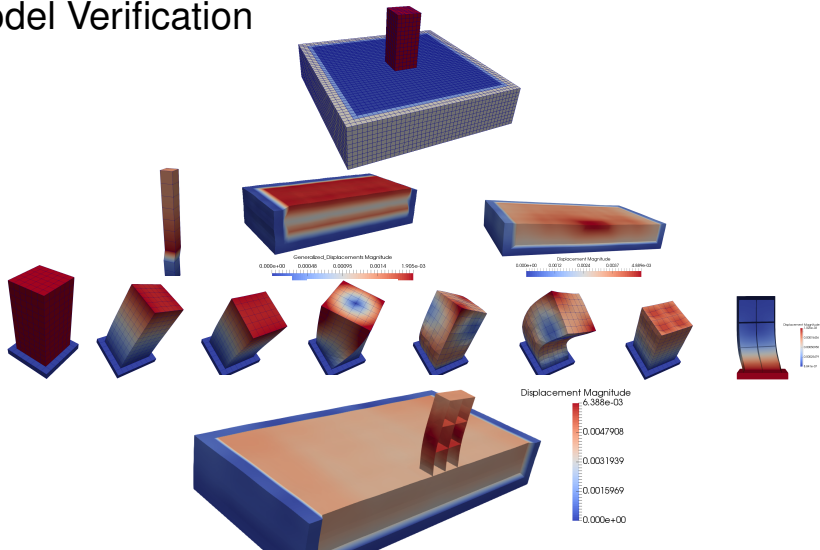


Wave Propagation, Mesh Size Effects



(Case 1, $V_s = 1000$ m/s, Cutoff Fq. = 8 Hz, E. Size = 20 m)

Model Verification



V & V Summary

- V&V most important for providing confidence in results
- Numerical modeling program(s) should not be used without extensive/full V&V
- V&V of FEM models is important, essential

Seismic Motions

Outline

Introduction

Real-ESSI Simulator System

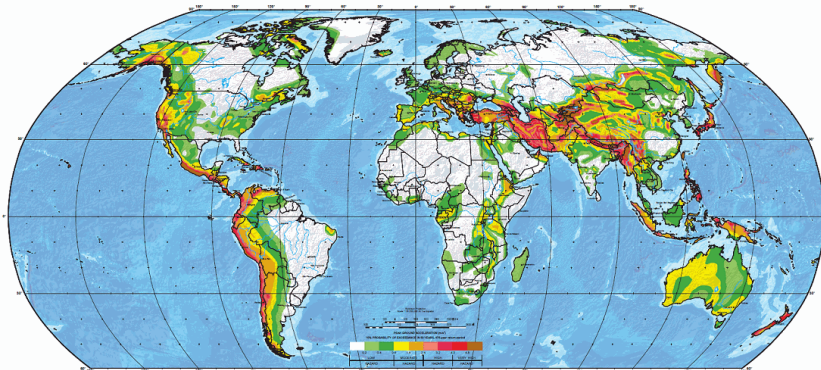
Earthquake Soil Structure Interaction
Seismic Motions
Plastic Energy Dissipation

Summary

Seismic Hazard, World

GLOBAL SEISMIC HAZARD MAP

Produced by the Global Seismic Hazard Assessment Program (GSHAP),
a demonstration project of the UN International Decade of Natural Disaster Reduction, conducted by the International Lithosphere Program.
Global map assembled by D. Giardini, G. Grünthal, K. Shedlock, and F. Zhang
1998



Earthquake Ground Motions

- Real earthquake ground motions
 - Body, P and S waves
 - Rayleigh, Love, Stoneley, ... waves
 - Lack of correlation, incoherent motions
 - Inclined waves
 - 3C/6C waves
- What are the effects of real earthquake ground motions on soil-structure systems ?!

Seismic Motions

1C vs 6C Free Field Motions

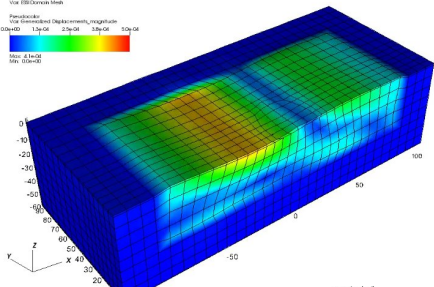
- One component of motions, 1C from 6C
- Excellent fit

DB: npp_model01_ff_quake.h5.feiooutput
Time:0.77

Mesh
Var: ESI Domain Mesh

Paraview Color
Var: Generalized Displacements_magnitude
0.0e+00 1.3e-04 2.7e-04 3.9e-04 5.0e-04

Max: 4.1e-04
Min: 0.0e+00




DB: npp_model01_ff_quake.h5.feiooutput
Time:0.712

Mesh
Var: ESI Domain Mesh

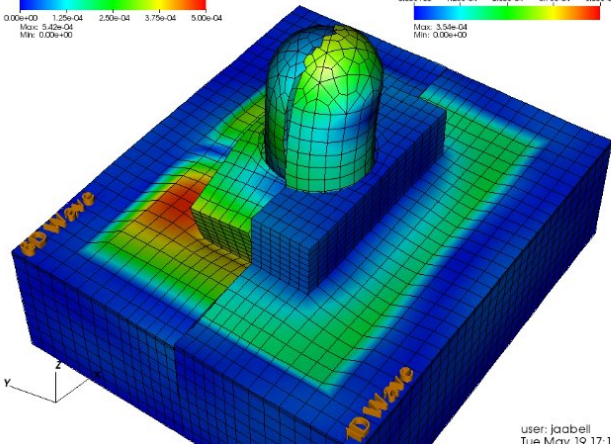
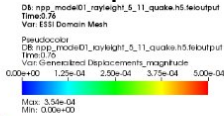

Paraview Color
Var: Generalized Displacements_magnitude
0.0e+00 1.3e-04 2.7e-04 3.9e-04 5.0e-04

Max: 3.2e-04
Min: 0.0e+00



(MP4) (MP4)

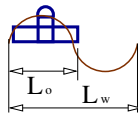
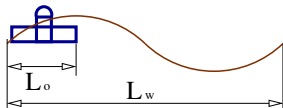
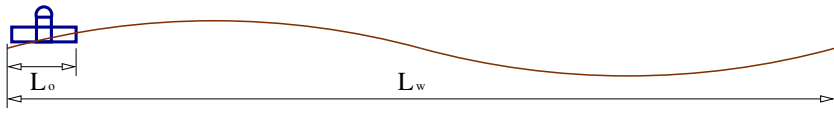
6C vs 1C NPP ESSI Response Comparison



(MP4)

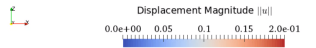
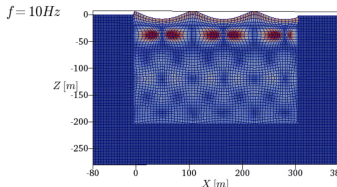
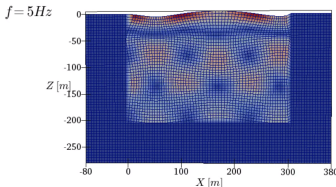
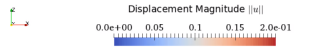
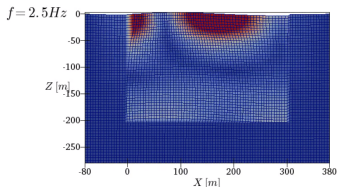
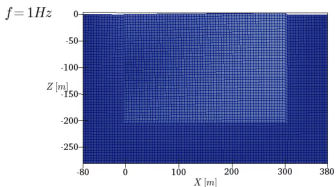
user: jaabell
Tue May 19 17:19:21 2015

When to use 3C and/or 3×1C



Seismic Motions

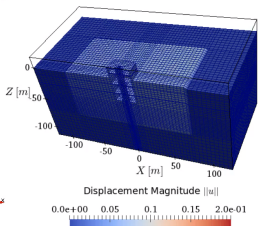
Free Field, Variation in Input Frequency, $\theta = 60^\circ$



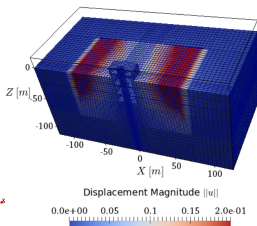
(MP4)

SMR ESSI, Variation in Input Frequency, $\theta = 60^\circ$

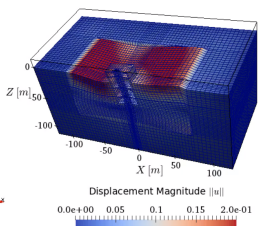
$f = 1\text{Hz}$



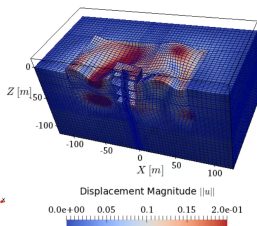
$f = 2.5\text{Hz}$



$f = 5\text{Hz}$



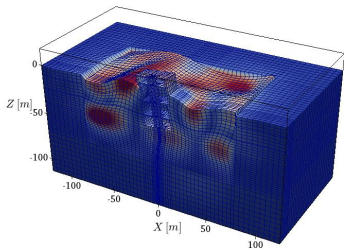
$f = 10\text{Hz}$



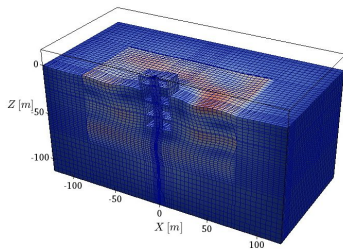
(MP4)

SMR ESSI, 3C vs 3×1C

3C



3 × 1C



(OGV)

Outline

Introduction

Real-ESSI Simulator System

Earthquake Soil Structure Interaction

Seismic Motions

Plastic Energy Dissipation

Summary

Energy Input and Dissipation

Energy input, dynamic forcing

Energy dissipation outside SSI domain:

- SSI system oscillation radiation

- Reflected wave radiation

Energy dissipation/conversion inside SSI domain:

- Inelasticity of soil, interfaces, structure, dissipators

- Viscous coupling with internal/pore, and external fluids

Numerical energy dissipation/production

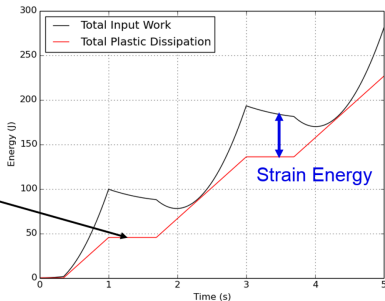
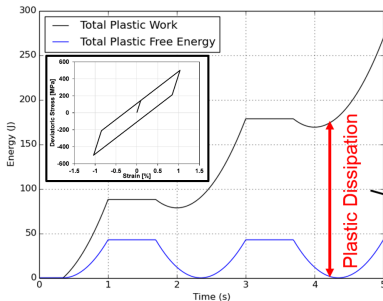
Plastic Energy Dissipation

Single elastic-plastic element under cyclic shear loading

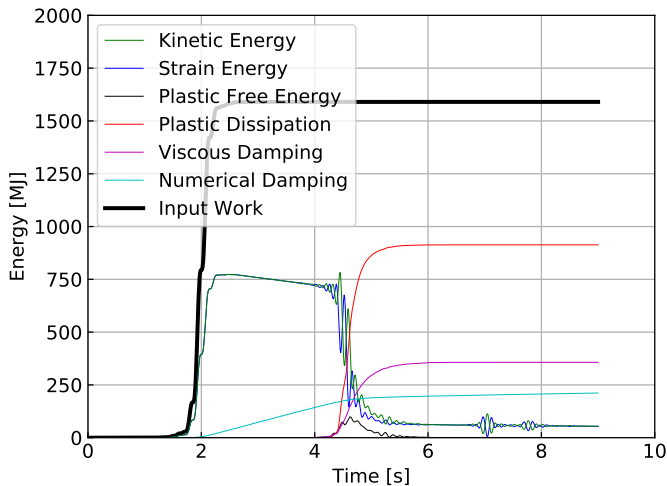
Difference between plastic work and plastic dissipation

Plastic work can decrease

Plastic dissipation always increases



Energy Dissipation Control

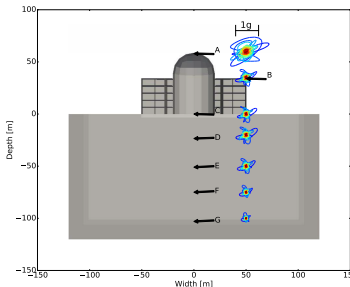


Inelastic Modeling of Soil Structure System

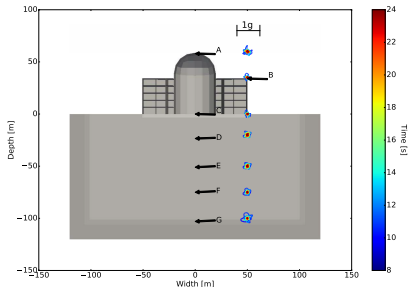
- Soil, inelastic, elastic-plastic
 - Dry, single phase
 - Unsaturated, partially saturated, and fully saturated
- Interface/Contact/Joint, inelastic, gap open/close, slip
 - Dry, single phase,
 - Fully saturated, suction, excess pressure, buoyant force
- Structure, inelastic, damage, cracks, ASR...
 - Nonlinear/inelastic 1D concrete, steel, 3D fiber beams
 - Nonlinear/inelastic 3D concrete, steel, 3D solids, 3D shells
- Solid/Structure-Fluid interaction, open surface

Plastic Energy Dissipation

Acceleration Traces, Elastic vs Inelastic



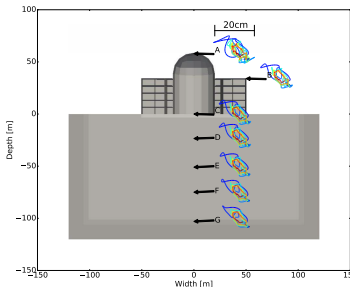
Elastic



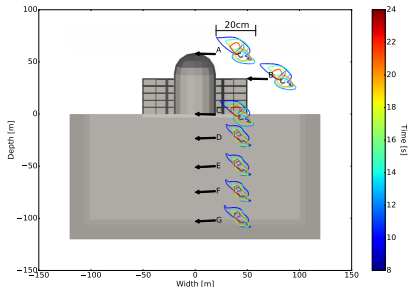
Inelastic

Plastic Energy Dissipation

Displacement Traces, Elastic vs Inelastic



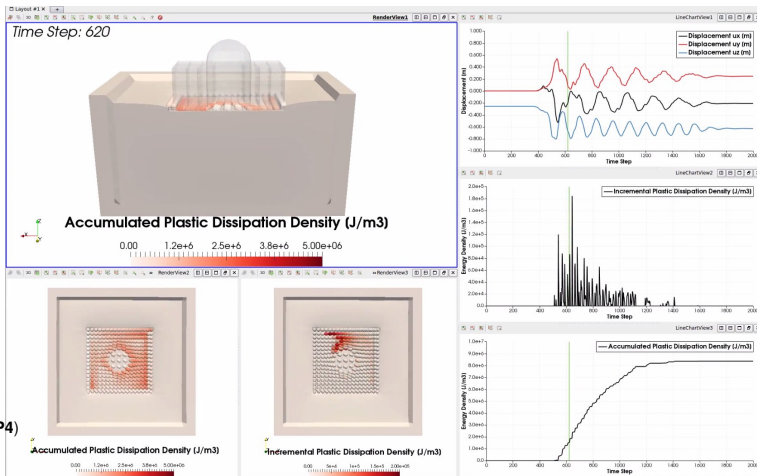
Elastic



Inelastic

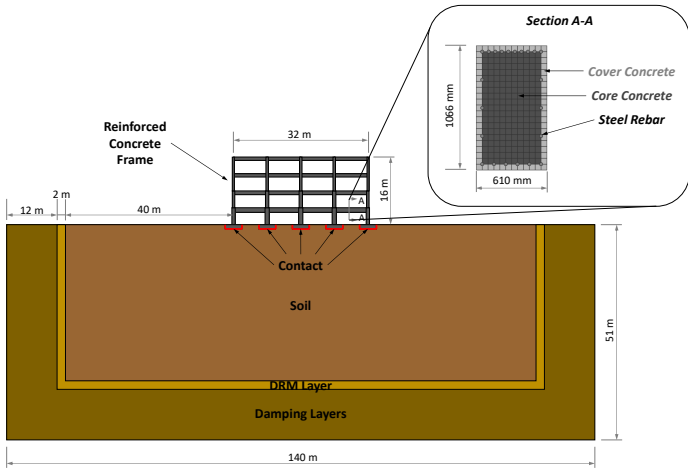
Plastic Energy Dissipation

Energy Dissipation in a Large-Scale Model




(MP4)

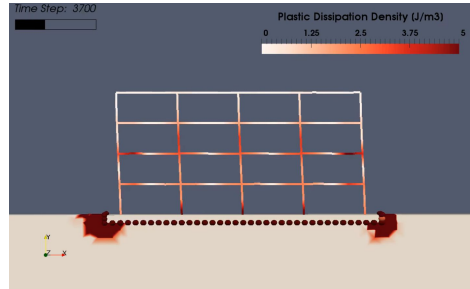
Energy Dissipation for Design



Design Alternatives

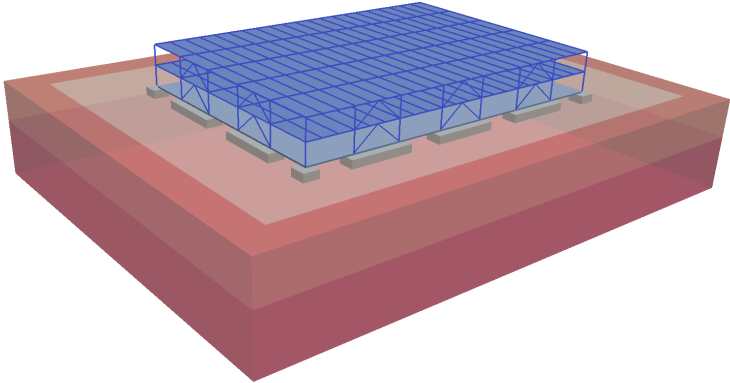


(MP4)

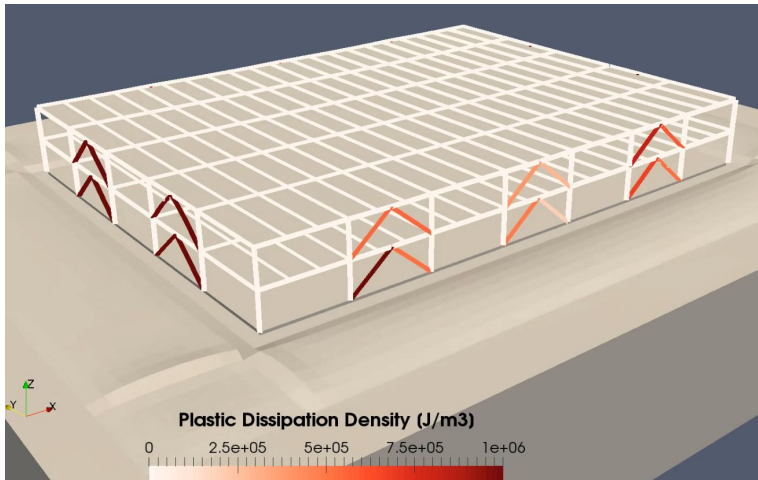


(MP4)

ASCE-7-21: Low Building







ASCE-7-21: Low Building Energy Dissipation




(MP4)

Ventura Hotel, Northridge Earthquake



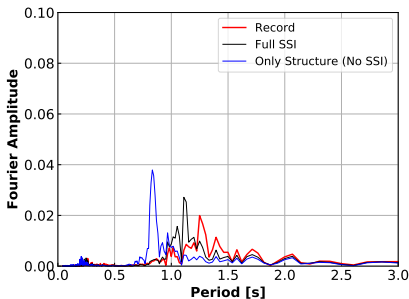
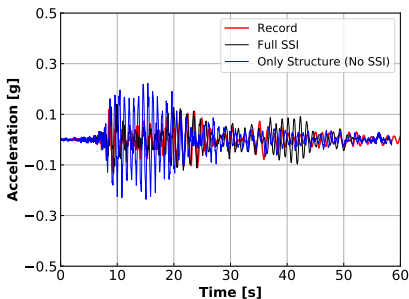
Ventura Hotel, Northridge Earthquake, SSI vs nonSSI



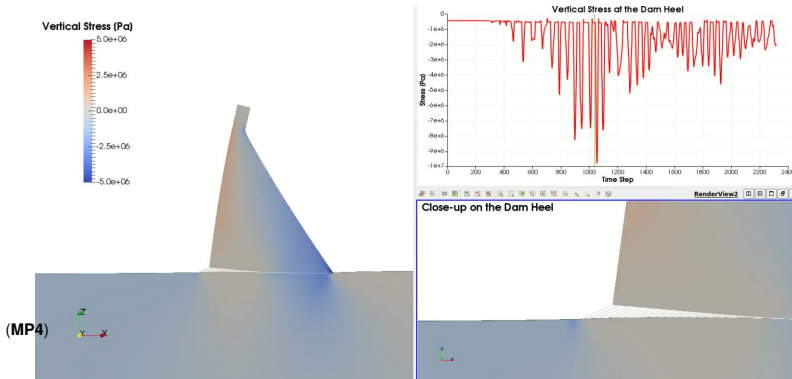
(MP4)

Ventura Hotel, Northridge Earthquake, SSI vs nonSSI

Top floor, long axes response

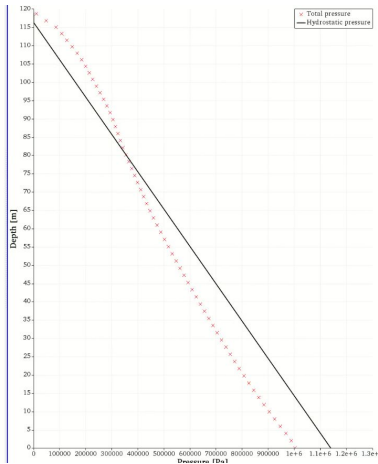


Pine Flat Dam, Inelastic Interface, Hydrostatic



Pine Flat Dam, Hydrodynamic Pressure

Time: 13.79 s



Outline

Introduction

Real-ESSI Simulator System

Earthquake Soil Structure Interaction
Seismic Motions
Plastic Energy Dissipation

Summary

Закључак

- Numerical modeling to predict and inform, rather than fit
- Инжењер море да зна све о објекту, систему
- Education and Training is the key!
- Collaborators: Feng, Yang, Behbehani, Sinha, Wang, Wang, Pisanó, Abell, Tafazzoli, Jie, Preisig, Tasiopoulou, Watanabe, Luo, Cheng, Yang.
- Хвала СУЗИ на организацији предавања!
<http://suzi-saee.rs/>

Хвала на Пажњи

[http://sokocalo.engr.ucdavis.edu/~jeremic/
za_SUZI_predavanje_Apr2020](http://sokocalo.engr.ucdavis.edu/~jeremic/za_SUZI_predavanje_Apr2020)

<http://real-essi.us>

<http://sokocalo.engr.ucdavis.edu/~jeremic>